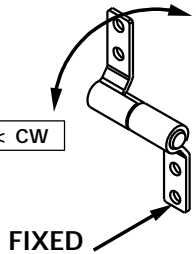
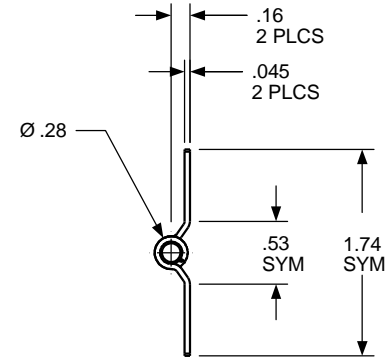
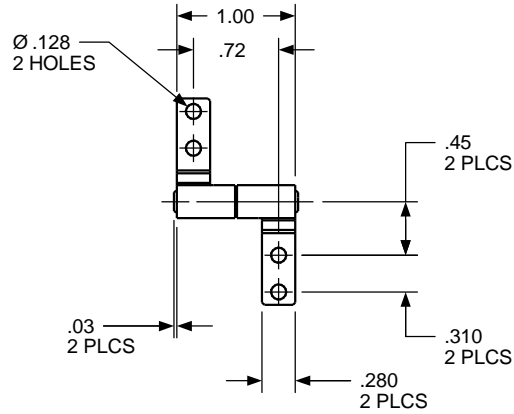
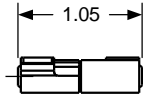


CCW < CW



CW = LOW, MEDIUM, HIGH

ROTATION AS SHOWN FOR SPECIFICATION OF TORQUE
CCW < CW



REVISION RECORD				
SYM	DESCRIPTION	BY	DATE	APPD
A	RELEASED FOR SALES ONLY.	RMF	9/6/00	DJC

TORQUE
LOW CW 2.5 - 4.5 lb. in
MEDIUM CW 4.5 - 6.0 lb. in
HIGH CW 6.0 - 7.5 lb. in

USED ON	SOLID	REV	TOLERANCES	DRAWN BY	DATE	ENGLISH		TorqMaster, Inc. Stamford, CT USA	
STANDARD	111	0.0	ENGLISH	RA	5/9/97	MATERIAL		N/A	
NEXT ASSY	NONE		.XX ±.015 in .XXX ±.005 in .XXXX ±.0002 in	CHECKED BY	DATE	TITLE		HINGE INTERFACE	
QUANTITY				DJC	5/9/97	SIZE		SB 188 SB 111	
PER ASSY, pcs	-					SCALE		1:1	
TOTAL, pcs	-					SHEET		1 OF 1	
THIS INFORMATION IS PROPRIETARY TOTORQMASTER, INC. THE POSSESSOR AGREES TO MAINTAIN IT IN CONFIDENCE, NOT REPRODUCING OR REVEALING IT IN WHOLE OR IN PART.						REV		A	